

120x32 mm

San Ace B120 9BFB type   



General Specifications


- Material Frame: Plastic (Flammability: UL 94V-0), Impeller: Plastic (Flammability: UL 94V-0)
- Expected life See the table below. (L10 life: 90% survival rate for continuous operation in free air at 60°C, rated voltage)
Expected life at 40°C is for reference only.
- Motor protection function Locked rotor burnout protection, Reverse polarity protection
For details, please refer to p. 573.
- Dielectric strength 50/60 Hz, 500 VAC, for 1 minute (between lead wire conductors and frame)
- Insulation resistance 10 MΩ or more with a 500 VDC megger (between lead wire conductors and frame)
- Sound pressure level (SPL) At 1 m away from the air inlet
- Storage temperature -30 to +70°C (Non-condensing)
- Lead wire ⊕Red ⊖Black Sensor Yellow Control Brown
- Mass 340 g

Specifications

The models listed below **have pulse sensors with PWM control function.**

Model no.	Rated voltage [V]	Operating voltage range [V]	PWM duty cycle* [%]	Rated current [A]	Rated input [W]	Rated speed [min ⁻¹]	Max. airflow [m ³ /min] [CFM]	Max. static pressure [Pa] [inchH ₂ O]	SPL [dB (A)]	Operating temperature [°C]	Expected life [h]
9BFB12P2H003	12	10.8 to 13.2	100	2.3	27.6	3750	1.6 56.5	1250 5.02	62	-20 to +70	40000/60°C (70000/40°C)
9BFB24P2H003	24	21.6 to 26.4	100	1.1	26.4	3750	1.6 56.5	1250 5.02	62		
			0	0.12	2.88	1300	0.46 16.2	43 0.17	41		

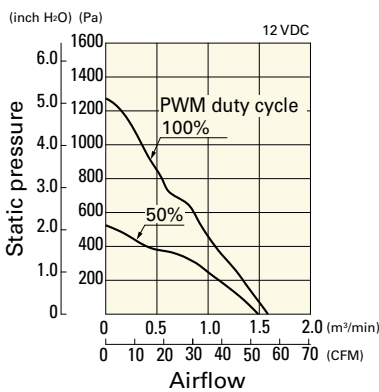
* PWM input frequency is 25 kHz; models without specifications at 0% PWM duty cycle have zero fan speed at 0%.

The  mark indicates Short LeadTime Service applicable models. See p. 626 for details.

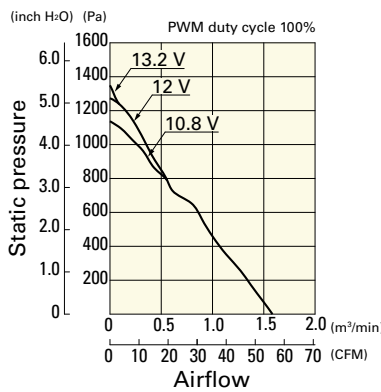
Airflow - Static Pressure Characteristics / PWM Duty - Speed Characteristics Example

9BFB12P2H003 With pulse sensor with PWM control function

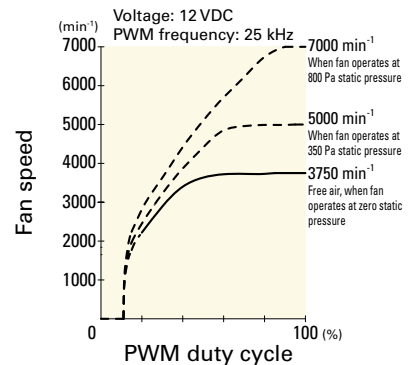
PWM duty cycle



Operating voltage range

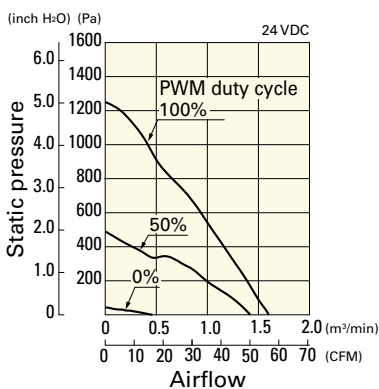


PWM duty - Speed characteristics example

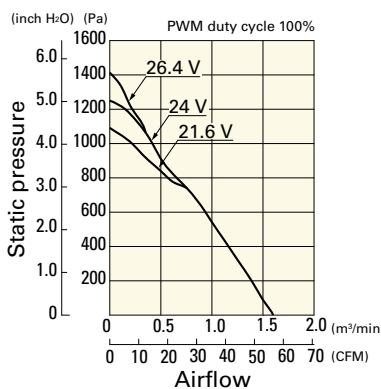


9BFB24P2H003 With pulse sensor with PWM control function

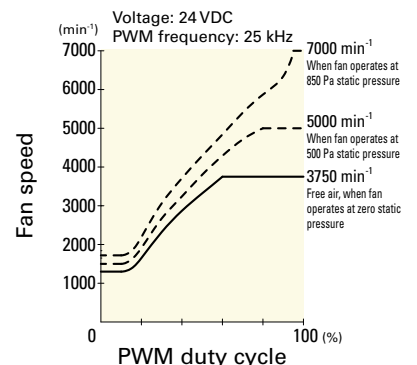
PWM duty cycle



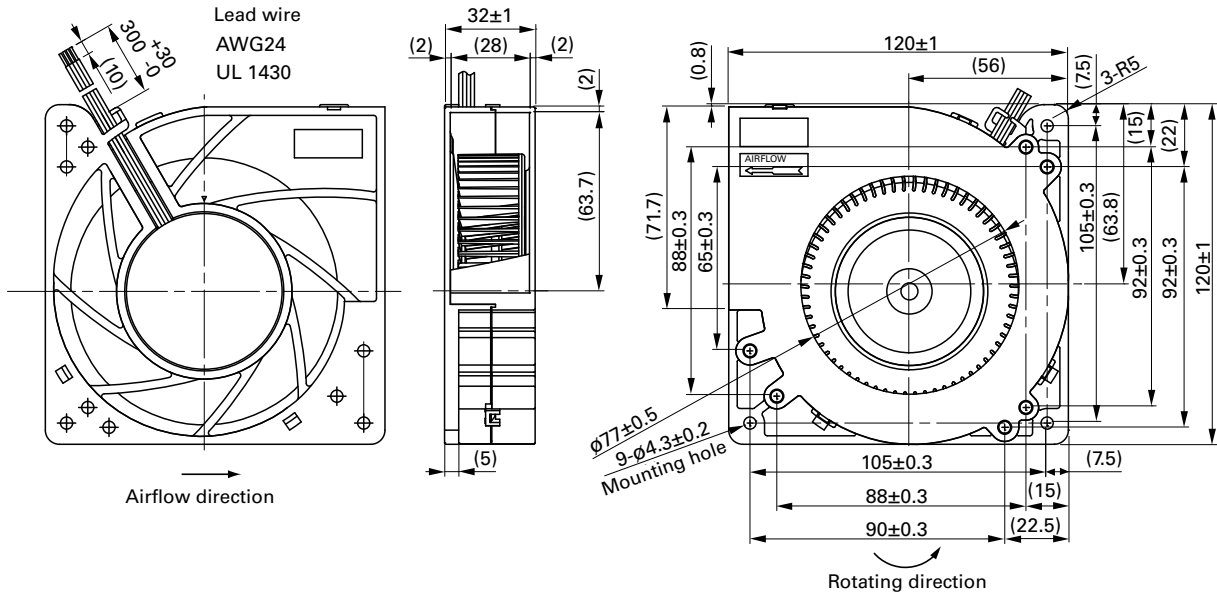
Operating voltage range



PWM duty - Speed characteristics example



■ Dimensions (unit: mm)



Blower 120 mm DC