



Ø136x28 mm

San Ace 136RF 9RF_{type}

DC

Reversible Flow Fan Ø136 mm

General Specifications

- Material Frame: Plastic (Flammability: UL 94V-0), Impeller: Plastic (Flammability: UL 94V-0)
- Expected life See the table below. (L10 life: 90% survival rate for continuous operation in free air at 60°C, rated voltage) Expected life at 40°C is for reference only.
- Motor protection function Locked rotor burnout protection, Reverse polarity protection
For details, please refer to p. 573.
- Dielectric strength 50/60 Hz, 500 VAC, for 1 minute (between lead wire conductors and frame)
- Insulation resistance 10 MΩ or more with a 500 VDC megger (between lead wire conductors and frame)
- Sound pressure level (SPL) At 1 m away from the air inlet
- Storage temperature -30 to +70°C (Non-condensing)
- Lead wire ⊕Red ⊖Black Sensor Yellow Control Brown
- Mass 220 g

Specifications

The models listed below **have pulse sensors with PWM control function.**

Model no.	Airflow direction	Rated voltage [V]	Operating voltage range [V]	PWM duty cycle* [%]	Rated current [A]	Rated input [W]	Rated speed [min ⁻¹]	Max. airflow [m ³ /min] [CFM]	Max. static pressure [Pa] [inchH ₂ O]	SPL [dB (A)]	Operating temperature [°C]	Expected life [h]
▶▶ 9RF1312P3H001	Forward	12	10.2 to 13.8	100	0.15	1.8	3100	2.0 70.7	102 0.41	35	-20 to +70	40000/60°C (70000/40°C)
	Reverse			0								
▶▶ 9RF1324P3H001	Forward	24	20.4 to 27.6	100	0.09	2.2	3100	2.0 70.7	102 0.41	35		
	Reverse			0								

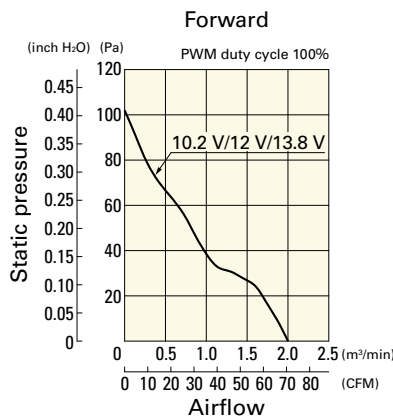
* PWM input frequency is 25 kHz; models without specifications at 0% PWM duty cycle have zero fan speed at 0%.

The ▶▶ mark indicates Short LeadTime Service applicable models. See p. 626 for details.

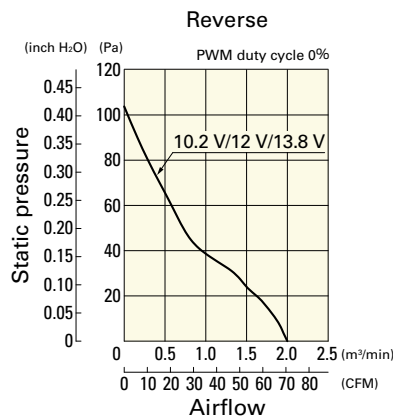
Airflow - Static Pressure Characteristics / PWM Duty - Speed Characteristics Example

9RF1312P3H001 With pulse sensor with PWM control function

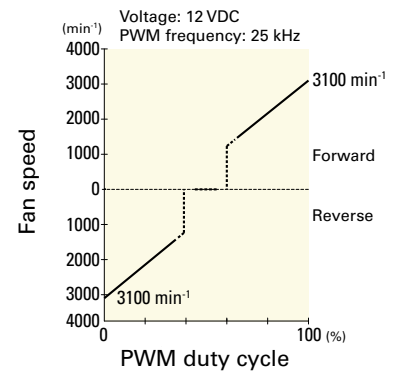
Operating voltage range



Operating voltage range



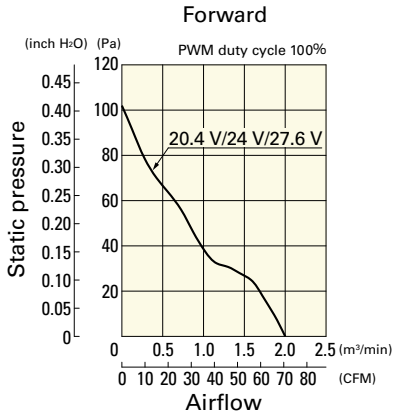
PWM duty - Speed characteristics example



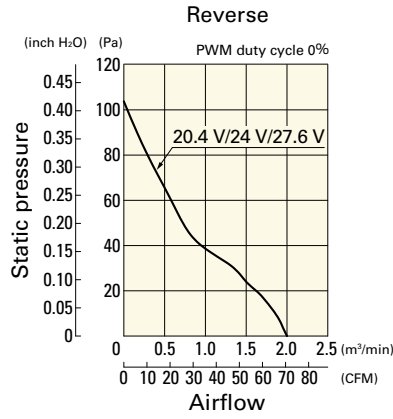
Airflow - Static Pressure Characteristics / PWM Duty - Speed Characteristics Example

9RF1324P3H001 With pulse sensor with PWM control function

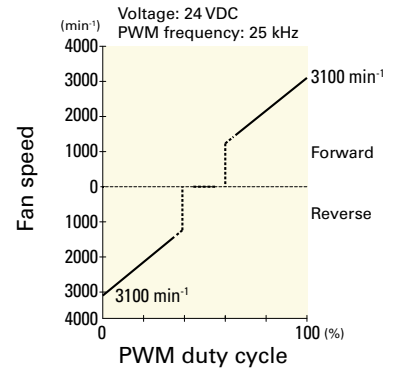
Operating voltage range



Operating voltage range



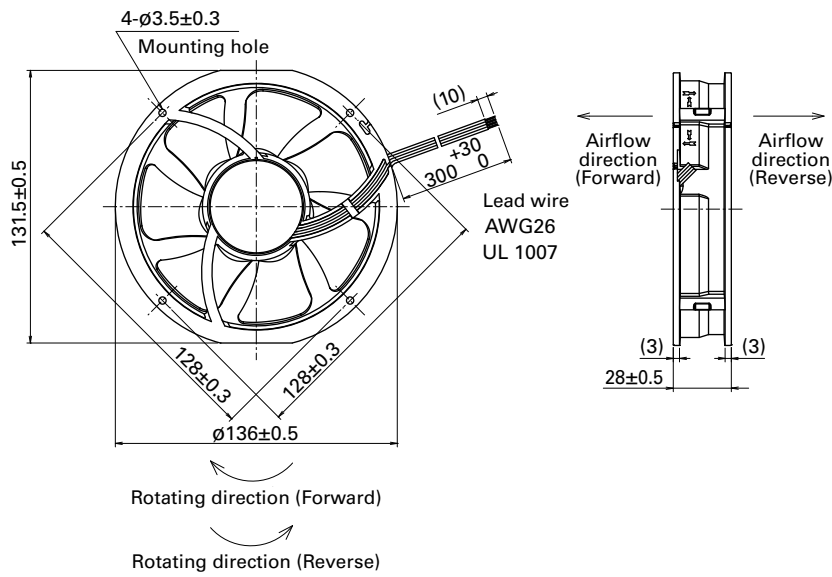
PWM duty - Speed characteristics example



DC

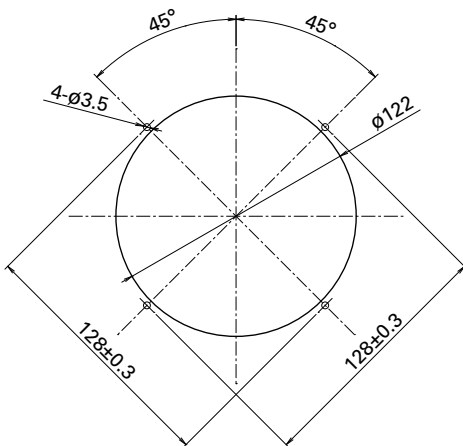
Reversible Flow Fan ϕ 136 mm

Dimensions (unit: mm)



Reference Dimensions of Mounting Holes and Vent Opening (unit: mm)

Impeller side, Nameplate side



Options

Finger guards

page: p. 559

Model no.: 109-1139